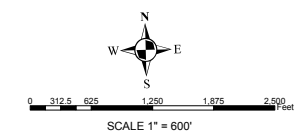






CITY OF SEQUIM CITY LIMITS & UGA



NOTE FOR HALF-SIZE DRAWINGS
ADJUSTED SCALE IS 1" = 1200'

MAP LEGEND

-  City Limits
-  UGA
-  Section Number
-  Section Corner

